


## Freegal

1. Type **60513** in the search box, press **GO**, and select **Brookfield Public Library** from the list.
2. Enter your library card number and PIN. Then press **LOGIN**. Press **agree** and then **OK**.
3. Press the **search icon** in the top right, and type in the name of a song, artist, or album. 
4. Tap the song or album you want to hear, and press the **play** button to begin streaming.



## My Media Mall (OverDrive app)

The My Media Mall app is named "OverDrive."

1. Select **HAVE AN ACCOUNT? SIGN IN**, and then **Sign in using library card**.



2. Type **Brookfield Public Library** in the search box, press **Go**, scroll down, and tap the library name. 



3. Select the library from the dropdown list, enter your library card number and PIN, and press **SIGN IN**.


4. Confirm that you are 13 or older and press **SIGN UP**.

5. Press **Add a title**.


6. Type **Brookfield Public Library** in the search box and press **Search**. Select the library from the list.

7. Press the star next to **My Media Mall**.

8. Press **SIGN IN** in the center near the top. Select the library from the dropdown list, enter your library card number and PIN, and press **SIGN IN**.

9. Search for items using the **search icon** near the top left. 

10. To borrow a title, press **Borrow**. If an item is not available to borrow, you can choose **Place a Hold**.

11. After borrowing a title, click the **bookshelf icon** in the top right to view checkouts. 













12. To download the title, press **DOWNLOAD**.



13. To view the title, tap the **menu icon** in the top left, then the **Bookshelf icon**.  

14. Tap the picture of the title you want to begin.

## DIGITAL COLLECTION APPS

MEDIA TYPE	 Ebooks, audiobooks, videos, and other media	 Ebooks and audiobooks	 Music	 Ebooks, audiobooks, comic books, movies, TV shows, and music	 Ebooks, audiobooks, movies, and TV shows	 Magazines
APP NAME	 BiblioBoard	 eRead Illinois (axis360 app)	 Freegal	 hoopla	 My Media Mall (Libby app)	 rb digital RBdigital
AVAILABLE CONTENT	Hundreds of ebooks, images, articles, documents, videos, and audio files	More than 28,000 fiction and nonfiction titles	More than 11 million songs (including Sony music label's entire music catalog)	More than 280,000 albums, 149,000 ebooks, 38,000 audiobooks, 12,000 movies, 8,000 comic books, and 16,000 TV episodes	More than 34,000 fiction and nonfiction books, 15,000 audiobooks, and 100 kid-appropriate TV shows and movies	More than 50 titles
CHECKOUT LIMITS	Unlimited	5 items (and 5 holds) at a time	3 song downloads per week and 3 hours of commercial-free streaming per day	5 items per month	5 items (and 7 holds) at a time	Unlimited
LENDING PERIOD	No expiration	21 days	No expiration	Ebooks, audiobooks, and comics: 21 days Movies and TV shows: 3 days Music: 7 days	3 to 21 days (you choose)	No expiration
APP AVAILABILITY	Apps for iOS, Android, Kindle Fire, and PC/Mac	Apps for iOS, Android, Kindle Fire (HD/HDX 3rd generation+ and all models 5th generation+), Chromebook, and PC/Mac	Apps for iOS, Android, Kindle Fire, and PC/Mac	Apps for iOS, Android, Kindle Fire HD/HDX (3rd generation+), Chromecast, and PC/Mac	Apps for iOS, Android, and Windows 10+ (OverDrive app available on Kindle HD/HDX and additional devices.)	Apps for iOS, Android, Kindle Fire HD/HDX, and PC/Mac
SPECIAL FEATURES	Instant access; download materials to use offline; collection updates every three months	"Available now" and "recently returned" searching options	Downloaded content is yours to keep; instant access	Temporarily download content for offline use; instant access	Special reading collections for kids and teens	Downloaded content is yours to keep; no limits; instant access

## RBdigital Magazines

1. To create an account, open a browser, go to [www.rbdigital.com/brookfieldil](http://www.rbdigital.com/brookfieldil).
2. Press **Create New Account** in the top right. Enter your library card number, name, and email, and create a password.
3. Next, open the RBdigital app. Press the red arrow below **CHOOSE COUNTRY**, and select **USA**.
4. Enter the email address you used to sign up and press **NEXT**. Enter your password and press **NEXT**.

NEXT →

5. To explore the Library's entire collection, press the **menu icon** in the top left and choose **MAGAZINES**.
6. To search for items, press the **search icon** and then select **MAGAZINES**. Type the title of the magazine in the **Name** bar and press **SEARCH**.

Name

SEARCH

7. To borrow a title, press **CHECKOUT**.

CHECKOUT

8. To read, press **READ**.

READ

3609 Grand Boulevard  
Brookfield, IL 60513

Phone: 708-485-6917  
Text: 708-248-3692

reference@brookfieldlibrary.info  
www.brookfieldlibrary.info

## KINDLE FIRE APP DOWNLOAD INSTRUCTIONS



## DIGITAL COLLECTION APPLICATIONS



www.brookfieldlibrary.info  
708-485-6917

## 1 Download Apps

1. View our Download and Stream Compatibility in this brochure to see the digital collection apps that are compatible with your device.
2. Click the **Appstore** icon on your device.
3. Press the search icon in the top right and type in the name of the app you would like to download.
4. To download the app, select **Download**.
5. After the app has finished installing, click on **Open** and begin use.



You also can download and stream content online from your browser at [www.brookfieldlibrary.info/downloads](http://www.brookfieldlibrary.info/downloads)

## 2 Sign-in Basics

When accessing digital content from home, you may be prompted to enter your Library card number and PIN number (SWAN PIN).

Your default PIN is the last four digits of your primary phone number.  
Need help determining your pin?  
Please ask at any Library service desk.

Brookfield library cardholders have access to the Library's collections, as well as materials from many other area libraries, through the **SWAN** online catalog at [catalog.swanlibraries.net/bfs](http://catalog.swanlibraries.net/bfs).



## 3 Using Digital Collection Apps

After downloading your desired app(s), follow the steps listed in this brochure for each app to sign in and get started.

These instructions are available online at [www.brookfieldlibrary.info/downloads](http://www.brookfieldlibrary.info/downloads).

## eRead Illinois (axis 360 app)

The eRead Illinois app is named "axis 360."

1. Swipe through the slideshow and press **Get Started** at the bottom of the last slide.
2. Type **Brookfield Public Library** in the box and press the **search icon** in the bottom right corner of your keypad. Then select the correct library.

Search for My Library

3. Type in your library card number and press **Login**.
4. To search for items, tap the search icon in the top right corner.
5. To borrow a title, tap the book cover image, and then press **Checkout**. If an item is not available, you can press **Place on Hold**.

Checkout

Place On Hold

6. To view your checkouts, tap the **My Stuff** icon in the top.
7. To view your borrowed item, click its picture, and then tap **Download Now**.

## Hoopla

1. Create an account by selecting **Sign up**.
2. Choose the **Brookfield Public Library** or type the library name in the search box if not listed.
3. Enter your email, create a password, enter your library card number, and press **Sign Up**.

Remember the email and password you created for the account to sign in next time.

4. Once you have read the borrowing information, press **Done**.
5. To search for items, press the **search icon** in the top right. To check out an item, tap its picture, and then press **Borrow**.

BORROW

6. After the item has been borrowed, press **Play** or **Read** to view your item.